

NEW



FGinox

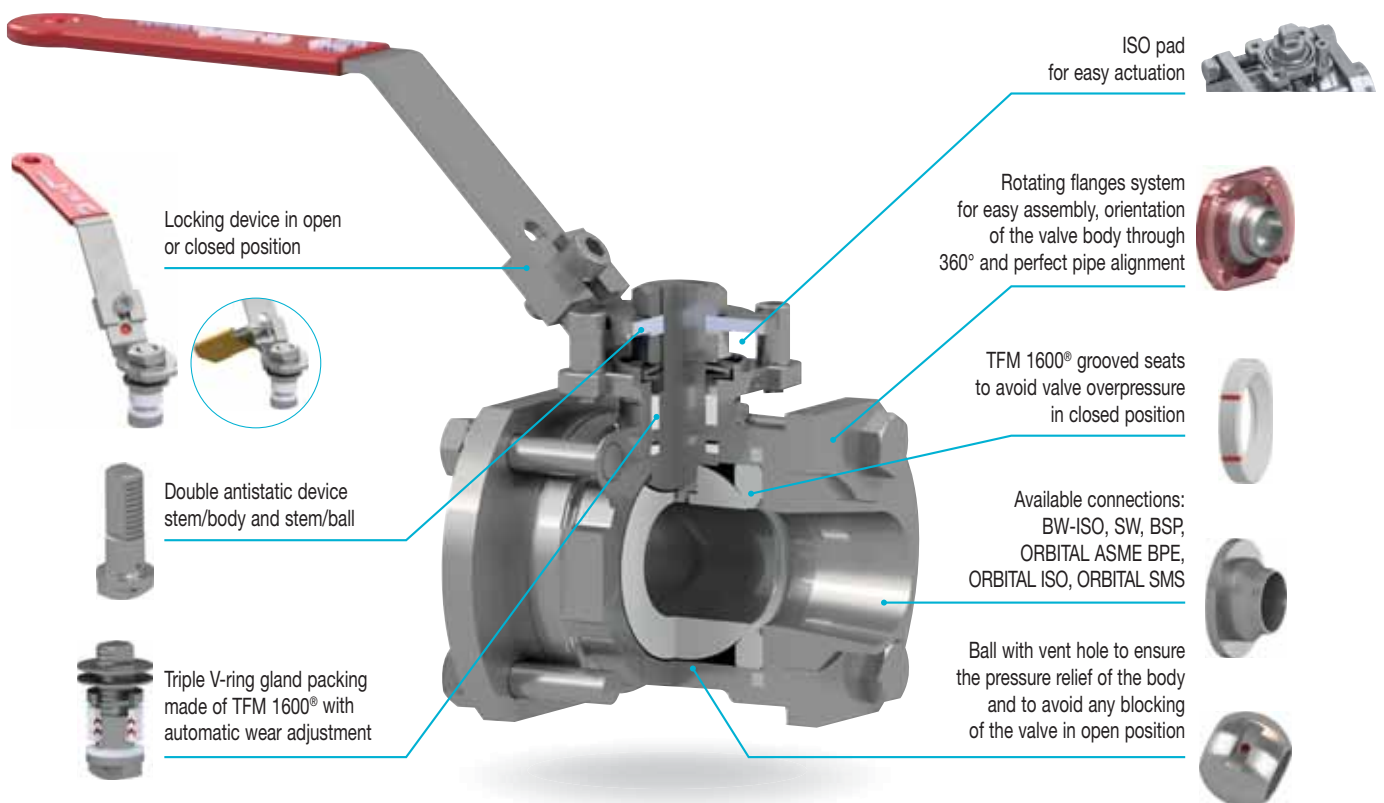


Food industry

- Technical guide 276
- Stainless steel ball valves 277
- SMS standard valves 282
- DIN standard valves 283
- Clamp standard valves 284
- Components for butterfly valves 284
- Valves for utilities 285
- SMS standard fittings 287
- DIN standard fittings 290
- Clamp standard fittings 294

What's new!

ELSA by Sferaco



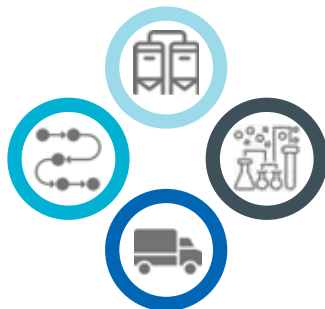
Applications

PRODUCTION, TRANSFORMATION PROCESSES

Steam lines, beverage, gasification, scraping, station sampling, conservation procedures, distribution line, liquid gas, freezing, drying line

UTILITIES IN INDIRECT CONTACT

Cleaning water, steam sterilization of lines, cleaning agent



INGREDIENTS IN DIRECT CONTACT

Raw materials, food gases, additives (flavor enhancers, preservatives), water as an ingredient, other ingredients

TRANSPORT & PACKAGING

Tanks, piping, bottling line

Food standards



Scope of application

CE 1935/2004 Regulation applies to materials which are intended to come into contact with food or water intended for human consumption. It therefore applies to all food fittings.

WARNING: It does not apply to drinking water distribution networks!

Declaration of conformity and traceability

The traceability of the materials used in the manufacture of food valves is compulsory.

At the end of the manufacturing process, the manufacturer draws up a declaration of conformity to the CE 1935/2004 Regulation delivered with the material and affixes the CE marking on the material.

It is supplemented by another CE Regulation, n°2023/2006 "Good Manufacturing Practices" which is aimed at manufacturers of food equipment including valves.



Scope of application

U.S. Food and Drug Administration establishes a positive list of substances and materials authorized to come into contact with food. Valve manufacturers can publish a self-declaration that reflects the compatibility of product materials with the food application.

WARNING: The FDA refers to the materials but not to the whole product.

Food standards connections

SMS threaded acc. to SMS 1145.	DIN threaded acc. to DIN 11851.
SMS BW/BW acc. to SMS 3008.	DIN BW/BW acc. to EN 10357 (DIN 11580).
SMS BW/male.	DIN BW/male.

Clamp.

WARNING : DIN 11851 & SMS 1145 are not interchangeable.

SMS & DIN threaded details

	SMS 1145	DIN 11581
Female coupling	Flat face	Conical face
Male coupling	Turned-up seal	Deep
Seal	Square seal	U-shape seal
Thread	Rounded thread acc. to DIN 405-1	Rounded thread acc. to DIN 405-1

Diameter equivalences for ISO, DIN & SMS standards

DN	Dimensions for union fittings			Dimensions for welding fittings			Dimensions for clamp fittings		
	SMS 1145	DIN 11851 Series 1	DIN 11851 Series 2	SMS 3008	DIN 11850 Series 1	DIN 11850 Series 2	SMS 3008	DIN 32676	ISO 1127
10		12	13		12	13		13	17,2
15		18	19		18	19		19	21,3
20		22	23		22	23		23	26,9
25	25	28	29	25	28	29	25	29	33,7
32		34	35		34	35		35	42,4
40	38	40	41	38	40	41	38	41	48,3
50	51	52	53	51	52	53	51	53	60,3
65	63,5	70	70	63,5	70	70	63,5	70	76,1
80	76,1	85	85	76,1	85	85	76,1	85	88,9
100	101,6	104	104	101,6	104	104	101,6	104	114,3
125		129	129		129	129		129	139,7
150		154	154		154	154		154	168,3
200								254	219,1

Elastomers use conditions

	Temperature	Characteristics	Main use	Not recommended
EPDM	-50°C/+135°C	Black seal - Odourless - Shore hardness A75-80 - Elongation 200% - Excellent resistance to oxidation, light & cold - Very good resistance to acids	Cold & hot water, alkaline products, diluted acids	Fats, oils, hydrocarbons, steam, gases
FKM	-15°C/+250°C	Black seal - Shore hardness A75-80 - Elongation 180% - Exceptional food quality	Food, acids, oils, fats, hydrocarbons, gases	Steam and hot water (max. 130°C), alkaline products
Silicone	-60°C/+180°C	Translucent or red seal - Shore hardness A70 - Elongation 200% - High mechanical properties & low friction coefficient	Food, air or inert gases	Steam, hot water (max. 100°C), solvents
NBR	-35°C/+100°C	Blue seal - Shore hardness A80 - Elongation 430% - Very good resistance to oil - Good mechanical properties	Food, animal fats, vegetable oils, abrasive powders	Acids, acetone
PTFE	-200°C/+260°C	White seal - Shore hardness D54-60 - Elongation 240% - Low friction coefficient - High chemical compatibility	Chemicals, oils, steam	Fluorinated compounds

Rotating ends 3 piece ball valves



2014/68/EU Directive – Risk category III / module H – Fugitive emissions ISO 15848-1 - SIL 2 (& SIL 3 capable) - 1935/2004 Regulation, FDA on request - CF3M ball (except for ref. ELBT: 1.4435 ball) - TFM1600 seat & V-ring gland packing - Anti-blowout stem - Double anti-static device - ISO pad - Ball Ra: 0.4 µm - PS: 63 bar up to 1"1/2, 50 bar above - TS: -50°C/+185°C.



Food application

ELIT - Stainless steel
1.4409 body - Full bore - Ra 0.8 µm.

Ø	1/4"	3/8"	1/2"	3/4"	1"	1"1/4"	1"1/2"	2"
BW-ISO code	ELITBW08	ELITBW12	ELITBW15	ELITBW20	ELITBW25	ELITBW32	ELITBW40	ELITBW50
SW code	ELITSW08	ELITSW12	ELITSW15	ELITSW20	ELITSW25	ELITSW32	ELITSW40	ELITSW50
BSP code	ELITBSP08	ELITBSP12	ELITBSP15	ELITBSP20	ELITBSP25	ELITBSP32	ELITBSP40	ELITBSP50



ELITOSMS - Stainless steel - Orbital welding ends
1.4409 body - Full bore - Ra 0.8 µm.

Ø	25	38	51	63,5
SMS code	ELITOSMS25	ELITOSMS38	ELITOSMS51	ELITOSMS63



ELITR - Stainless steel - Reduced bore
1.4409 body - Reduced bore - Ra 0.8 µm.

Ø	1/2"	3/4"	1"	1"1/4"	1"1/2"	2"	2"1/2"
BW-ISO code	ELITBW15R	ELITBW20R	ELITBW25R	ELITBW32R	ELITBW40R	ELITBW50R	ELITBW65R



ELIT - Stainless steel body
1.4409 body - Full bore - Ra 0.8 µm.

Ø	08-12	15	20	25	32	40	50
bore (mm)	10	15	20	25,4	32	38,2	50
face to face (mm)	20,3	24,4	31,6	41,4	48,2	56,2	71
code	ELIT0812	ELIT15	ELIT20	ELIT25	ELIT32	ELIT40	ELIT50



Pharmaceutical application

ELBT - Stainless steel - Orbital welding ends
1.4435 body - Full or reduced bore - Ra 0.4 µm.

Ø	1/4"	3/8"	1/2"	3/4"	1"	1"1/4"	1"1/2"	2"
bore (mm)	8	10	15	20	25,4	32	38,2	50
orbital ISO	ELBTOISO08	ELBTOISO12	ELBTOISO15	ELBTOISO20	ELBTOISO25	ELBTOISO32	ELBTOISO40	ELBTOISO50
bore (mm)	-	8	10	15	20	-	32	38,2
orbital BPE	-	ELBTBPE12	ELBTBPE15	ELBTBPE20	ELBTBPE25	-	ELBTBPE40	ELBTBPE50



Options

ELVO - Spare oval stainless steel wheel

Ø NPS	8 1/4"	12 3/8"	15 1/2"	20 3/4"	25 1"	32 1"1/4"
for full bore valves	ELVO0812	ELVO0812	ELVO15	ELVO20	ELVO25	-
for reduced bore valves	-	-	ELVO0812	ELVO15	ELVO20	ELVO25



ELRISO - Stem extension with ISO pad

Ø NPS	8 1/4"	12 3/8"	15 1/2"	20 3/4"	25 1"	32 1"1/4"	40 1"1/2"	50 2"
for full bore valves	ELRISO0812	ELRISO0812	ELRISO1520	ELRISO1520	ELRISO25	ELRISO32	ELRISO40	ELRISO50
for reduced bore valves	-	-	ELRISO0812	ELRISO1520	ELRISO1520	ELRISO25	ELRISO32	ELRISO40



Manual valves with limit switch box

Manual ball valves equipped with limit switch box IP67 - 2 SPDT 250V-5A (see features of limit switch box page 175).

Full bore

ELIT - Ball valve with APL limit switch box
 1.4409 body - Full bore - Ra 0.8 µm.



APL210

Ø	code
1/4"	2711000460000
3/8"	2711010460000
1/2"	2711020460000
3/4"	2711030460000
1"	2711040460000
1"1/4	2711050460000
1"1/2	2711060460000
2"	2711070460000

ELIT - Ball valve with SF limit switch box
 1.4409 body - Full bore - Ra 0.8 µm.



SF012

on request

Ø	code
1/4"	2711000462012
3/8"	2711010462012
1/2"	2711020462012
3/4"	2711030462012
1"	2711040462012
1"1/4	2711050462012
1"1/2	2711060462012
2"	2711070462012



SK012

Zones 1,2,21,22
 10 €/pc

ELIT - Ball valve with SK limit switch box
 1.4409 body - Full bore - Ra 0.8 µm.

Ø	code
1/4"	2711000477012
3/8"	2711010477012
1/2"	2711020477012
3/4"	2711030477012
1"	2711040477012
1"1/4	2711050477012
1"1/2	2711060477012
2"	2711070477012

also available			
code	27110...	27111...	27112...

Reduced bore

ELITR - Ball valve with APL limit switch box
 1.4409 body - Reduced bore - Ra 0.8 µm.



APL210

Ø	code
1/2"	271102R0460000
3/4"	271103R0460000
1"	271104R0460000
1"1/4	271105R0460000
1"1/2	271106R0460000
2"	271107R0460000
2"1/2	271108R0460000

ELITR - Ball valve with SF limit switch box
 1.4409 body - Reduced bore - Ra 0.8 µm.



SF012

on request

Ø	code
1/2"	271102R0462012
3/4"	271103R0462012
1"	271104R0462012
1"1/4	271105R0462012
1"1/2	271106R0462012
2"	271107R0462012
2"1/2	271108R0462012



SK012

Zones 1,2,21,22
 10 €/pc

ELITR - Ball valve with SK limit switch box
 1.4409 body - Reduced bore - Ra 0.8 µm.

Ø	code
1/2"	271102R0477012
3/4"	271103R0477012
1"	271104R0477012
1"1/4	271105R0477012
1"1/2	271106R0477012
2"	271107R0477012
2"1/2	271108R0477012

Rotating ends 3 piece ball valves

All our pneumatic actuated ball valves are designed for a compressed air supply of 6 bar - Other air supply pressure on request, please consult.
 All our electric actuated ball valves are equipped with a 230V AC actuator as standard - Other power supply on request, please consult.
 ⚠️ **ΔP max.: 10 bar** - Actuators & automation complements, see page 161.

ELIT - Pneumatic actuated stainless steel ball valve

1.4409 body - Full bore - TS: -50°C/+180°C.




double acting		
Ø	actuator	code
1/4"	ADA20	271100015100
3/8"	ADA20	271101015100
1/2"	ADA20	271102015100
3/4"	ADA20	271103015100
1"	ADA20	271104015100
1"1/4	ADA40	271105015101
1"1/2	ADA40	271106015101
2"	ADA80	271107015102



spring return		
Ø	actuator	code
1/4"	ASR40	271100016101
3/8"	ASR40	271101016101
1/2"	ASR40	271102016101
3/4"	ASR40	271103016101
1"	ASR40	271104016101
1"1/4	ASR80	271105016102
1"1/2	ASR80	271106016102
2"	ASR200	271107016104



double acting		
Ø	actuator	code
1/4"	RE51	271100017006R
3/8"	RE51	271101017006R
1/2"	RE51	271102017006R
3/4"	RE51	271103017006R
1"	RE51	271104017006R
1"1/4	RE64	271105017007R
1"1/2	RE64	271106017007R
2"	RE76	271107017008R



spring return		
Ø	actuator	code
1/4"	RES51	271100017106R
3/8"	RES51	271101017106R
1/2"	RES51	271102017106R
3/4"	RES51	271103017106R
1"	RES64	271104017107R
1"1/4	RES76	271105017108R
1"1/2	RES86	271106017109R
2"	RES101	271107017110R



double acting		
Ø	actuator	code
1/4"	RE51 PTFE	271100017036
3/8"	RE51 PTFE	271101017036
1/2"	RE51 PTFE	271102017036
3/4"	RE51 PTFE	271103017036
1"	RE51 PTFE	271104017036
1"1/4	RE64 PTFE	271105017037
1"1/2	RE64 PTFE	271106017037
2"	RE76 PTFE	271107017038



spring return		
Ø	actuator	code
1/4"	RES51 PTFE	271100017136
3/8"	RES51 PTFE	271101017136
1/2"	RES51 PTFE	271102017136
3/4"	RES51 PTFE	271103017136
1"	RES64 PTFE	271104017137
1"1/4	RES76 PTFE	271105017138
1"1/2	RES86 PTFE	271106017139
2"	RES101 PTFE	271107017140

also available

code	27110...	27111...	27112...
------	----------	----------	----------

ELITR - Pneumatic actuated stainless steel ball valve with reduced bore

1.4409 body - Reduced bore - TS: -50°C/+180°C.



double acting		
Ø	actuator	code
1/2"	ADA20	271102R015100
3/4"	ADA20	271103R015100
1"	ADA20	271104R015100
1"1/4	ADA20	271105R015100
1"1/2	ADA40	271106R015101
2"	ADA40	271107R015101
2"1/2	ADA80	271108R015102



spring return		
Ø	actuator	code
1/2"	ASR40	271102R016101
3/4"	ASR40	271103R016101
1"	ASR40	271104R016101
1"1/4	ASR40	271105R016101
1"1/2	ASR80	271106R016102
2"	ASR80	271107R016102
2"1/2	ASR200	271108R016104

ELITR - Pneumatic actuated stainless steel ball valve with reduced bore

1.4409 body - Reduced bore - TS: -50°C/+180°C.



PNEUMATIC



Alphair

double acting		
Ø	actuator	code
1/2"	RE51	271102R017006R
3/4"	RE51	271103R017006R
1"	RE51	271104R017006R
1"1/4	RE51	271105R017006R
1"1/2	RE64	271106R017007R
2"	RE64	271107R017007R
2"1/2	RE76	271108R017008R



Alphair

spring return		
Ø	actuator	code
1/2"	RES51	271102R017106R
3/4"	RES51	271103R017106R
1"	RES51	271104R017106R
1"1/4	RES64	271105R017107R
1"1/2	RES76	271106R017108R
2"	RES86	271107R017109R
2"1/2	RES101	271108R017110R



Alphair

double acting		
Ø	actuator	code
1/2"	RE51 PTFE	271102R017036
3/4"	RE51 PTFE	271103R017036
1"	RE51 PTFE	271104R017036
1"1/4	RE51 PTFE	271105R017036
1"1/2	RE64 PTFE	271106R017037
2"	RE64 PTFE	271107R017037
2"1/2	RE76 PTFE	271108R017038



Alphair

spring return		
Ø	actuator	code
1/2"	RES51 PTFE	271102R017136
3/4"	RES51 PTFE	271103R017136
1"	RES51 PTFE	271104R017136
1"1/4	RES64 PTFE	271105R017137
1"1/2	RES76 PTFE	271106R017138
2"	RES86 PTFE	271107R017139
2"1/2	RES101 PTFE	271108R017140

ELIT - Electric actuated stainless steel ball valve

1.4409 body - Full bore - TS: -50°C/+180°C.

ELECTRIC



standard on/off execution		
Ø	actuator	code
1/4"	TCR02	271100024110
3/8"	TCR02	271101024110
1/2"	TCR02	271102024110
3/4"	TCR02	271103024110
1"	TCR05	271104024310
1"1/4	TCR05	271105024310
1"1/2	TCR05	271106024310
2"	TCR05	271107024310



standard on/off execution		
Ø	actuator	code
1/4"	SA05	271100023010
3/8"	SA05	271101023010
1/2"	SA05	271102023010
3/4"	SA05	271103023010
1"	SA05	271104023010
1"1/4	SA05	271105023010
1"1/2	SA05	271106023010
2"	SA05	271107023010



capacitor return execution		
Ø	actuator	code
1/4"	TCR02-NKT32	271100024120
3/8"	TCR02-NKT32	271101024120
1/2"	TCR02-NKT32	271102024120
3/4"	TCR02-NKT32	271103024120
1"	TCR05-NKT32	271104024320
1"1/4	TCR05-NKT32	271105024320
1"1/2	TCR05-NKT32	271106024320
2"	TCR11-NKT32	271107024620



fail safe execution		
Ø	actuator	code
1/4"	SA05-SCP	271100023065
3/8"	SA05-SCP	271101023065
1/2"	SA05-SCP	271102023065
3/4"	SA05-SCP	271103023065
1"	SA05-SCP	271104023065
1"1/4	SA05-SCP	271105023065
1"1/2	SA05-SCP	271106023065
2"	SA05-SCP	271107023065

ELIT - Electric actuated stainless steel ball valve

1.4409 body - Full bore - TS: -50°C/+180°C.



quick acting execution		
Ø	actuator	code
1/4"	TCR02-NH	271100024130
3/8"	TCR02-NH	271101024130
1/2"	TCR02-NH	271102024130
3/4"	TCR02-NH	271103024130
1"	TCR05-NH	271104024330
1 1/4"	TCR05-NH	271105024330
1 1/2"	TCR05-NH	271106024330
2"	TCR11-NH	271107024630



ATEX execution		
Ø	actuator	code
1/4"	SA05-X	271100023310
3/8"	SA05-X	271101023310
1/2"	SA05-X	271102023310
3/4"	SA05-X	271103023310
1"	SA05-X	271104023310
1 1/4"	SA05-X	271105023310
1 1/2"	SA05-X	271106023310
2"	SA05-X	271107023310

also available

code 27110...	27111...	27112...



ELITR - Electric actuated stainless steel ball valve with reduced bore

1.4409 body - Reduced bore - TS: -50°C/+180°C.



standard on/off execution		
Ø	actuator	code
1/2"	TCR02	271102R024110
3/4"	TCR02	271103R024110
1"	TCR02	271104R024110
1 1/4"	TCR05	271105R024310
1 1/2"	TCR05	271106R024310
2"	TCR05	271107R024310
2 1/2"	TCR05	271108R024310



standard on/off execution		
Ø	actuator	code
1/2"	SA05	271102R023010
3/4"	SA05	271103R023010
1"	SA05	271104R023010
1 1/4"	SA05	271105R023010
1 1/2"	SA05	271106R023010
2"	SA05	271107R023010
2 1/2"	SA05	271108R023010



capacitor return execution		
Ø	actuator	code
1/2"	TCR02-NKT32	271102R024120
3/4"	TCR02-NKT32	271103R024120
1"	TCR02-NKT32	271104R024120
1 1/4"	TCR05-NKT32	271105R024320
1 1/2"	TCR05-NKT32	271106R024320
2"	TCR05-NKT32	271107R024320
2 1/2"	TCR11-NKT32	271108R024620



fail safe execution		
Ø	actuator	code
1/2"	SA05-SCP	271102R023065
3/4"	SA05-SCP	271103R023065
1"	SA05-SCP	271104R023065
1 1/4"	SA05-SCP	271105R023065
1 1/2"	SA05-SCP	271106R023065
2"	SA05-SCP	271107R023065
2 1/2"	SA05-SCP	271108R023065



quick acting execution		
Ø	actuator	code
1/2"	TCR02-NH	271102R024130
3/4"	TCR02-NH	271103R024130
1"	TCR02-NH	271104R024130
1 1/4"	TCR05-NH	271105R024330
1 1/2"	TCR05-NH	271106R024330
2"	TCR05-NH	271107R024330
2 1/2"	TCR11-NH	271108R024630



ATEX execution		
Ø	actuator	code
1/2"	SA05-X	271102R023310
3/4"	SA05-X	271103R023310
1"	SA05-X	271104R023310
1 1/4"	SA05-X	271105R023310
1 1/2"	SA05-X	271106R023310
2"	SA05-X	271107R023310
2 1/2"	SA05-X	271108R023310



Butterfly valves

Dimensions acc. to SMS 3008 (for BW ends) or SMS 1145 (for threaded ends) - 304 & 316L body - Silicone seat - **Handle not included**, see page 284 - Ra: 0,8 µm - PS : 10 bar - TS: -33°C/+200°C - ⚠ **Not suitable for steam.**



2SMSVPLL/4SMSVPLL - Stainless steel BW SMS BW

Ø	25	38	51	63	76	101	104
304 code	2SMSVPLL25	2SMSVPLL38	2SMSVPLL51	2SMSVPLL63	2SMSVPLL76	2SMSVPLL101	2SMSVPLL104
316L code	4SMSVPLL25	4SMSVPLL38	4SMSVPLL51	4SMSVPLL63	4SMSVPLL76	4SMSVPLL101	4SMSVPLL104



2SMSVPLM/4SMSVPLM - Stainless steel BW SMS

Ø	25	38	51	63	76	101	104
304 code	2SMSVPLM25	2SMSVPLM38	2SMSVPLM51	2SMSVPLM63	2SMSVPLM76	2SMSVPLM101	2SMSVPLM104
316L code	4SMSVPLM25	4SMSVPLM38	4SMSVPLM51	4SMSVPLM63	4SMSVPLM76	4SMSVPLM101	4SMSVPLM104



2SMSVPMM/4SMSVPMM - Stainless steel SMS

Ø	25	38	51	63	76	101	104
304 code	2SMSVPMM25	2SMSVPMM38	2SMSVPMM51	2SMSVPMM63	2SMSVPMM76	2SMSVPMM101	2SMSVPMM104
316L code	4SMSVPMM25	4SMSVPMM38	4SMSVPMM51	4SMSVPMM63	4SMSVPMM76	4SMSVPMM101	4SMSVPMM104

Pneumatic actuated butterfly valves

Our pneumatic actuated butterfly valves are designed for a compressed air supply of 6 bar min. & 7 bar max. - Air connection: 4x6 quick coupling - 316L body - IP67 - TS: -33°C/+200°C - ⚠ **ΔP max.: 10 bar.**

4SMSVPLL - Stainless steel BW SMS BW



double acting	
Ø	code
25	FG4SMSVPLL25DE
38	FG4SMSVPLL38DE
51	FG4SMSVPLL51DE
63	FG4SMSVPLL63DE
76	FG4SMSVPLL76DE
101	FG4SMSVPLL101DE
104	FG4SMSVPLL104DE



spring return	
Ø	code
25	FG4SMSVPLL25SE
38	FG4SMSVPLL38SE
51	FG4SMSVPLL51SE
63	FG4SMSVPLL63SE
76	FG4SMSVPLL76SE
101	FG4SMSVPLL101SE
104	FG4SMSVPLL104SE

also available BW SMS BW BW SMS SMS
code ...VPLL... ...VPLM... ...VPMM...

PNEUMATIC

Dimensions acc. to SMS 3008 - 316L body - Ra: 0,8 µm.



Check valve

4SMSCLR - Stainless steel BW SMS BW

EPDM seat - PS : 10 bar - TS: -30/+125°C.



Ø	25	38	51	63	76	104
code	4SMSCLR25	4SMSCLR38	4SMSCLR51	4SMSCLR63	4SMSCLR76	4SMSCLR104

Angle strainer

4SMSFLE - Stainless steel BW SMS BW

Nitrile seat - Mesh 1mm - PS: 5 bar - TS: -20°C/+80°C.



Ø	25	38	51	63	76	104
code	4SMSFLE25	4SMSFLE38	4SMSFLE51	4SMSFLE63	4SMSFLE76	4SMSFLE104

Sight glass

4SMSIC - Stainless steel BW SMS BW

Silicone seat - PS: 10 bar - TS: -30°C/+200°C.



Ø	25	38	51	63	76	104
code	4SMSIC25	4SMSIC38	4SMSIC51	4SMSIC63	4SMSIC76	4SMSIC104

Butterfly valves

Dimensions acc. to EN 10357/DIN 11850 (for BW ends) or DIN 11851 (for threaded ends) - 304 & 316L body - Silicone seat - **Handle not included**, see page 284 - Ra: 0,8 µm - PS: 10 bar - TS: -33°C/+200°C - ⚠ **Not suitable for steam.**



2DINVPLL/4DINVPLL - Stainless steel

DN	25	32	40	50	65	80	100
Ø	28	34	40	52	70	85	104
304 code	2DINVPLL28	2DINVPLL34	2DINVPLL40	2DINVPLL52	2DINVPLL70	2DINVPLL85	2DINVPLL104
316L code	4DINVPLL28	4DINVPLL34	4DINVPLL40	4DINVPLL52	4DINVPLL70	4DINVPLL85	4DINVPLL104



2DINVPLM/4DINVPLM - Stainless steel

DN	25	32	40	50	65	80	100
Ø	28	34	40	52	70	85	104
304 code	2DINVPLM28	2DINVPLM34	2DINVPLM40	2DINVPLM52	2DINVPLM70	2DINVPLM85	-
316L code	4DINVPLM28	4DINVPLM34	4DINVPLM40	4DINVPLM52	4DINVPLM70	4DINVPLM85	4DINVPLM104



4DINVPMM - Stainless steel

DN	25	32	40	50	65	80	100
Ø	28	34	40	52	70	85	104
316L code	4DINVPMM28	4DINVPMM34	4DINVPMM40	4DINVPMM52	4DINVPMM70	4DINVPMM85	4DINVPMM104

Pneumatic actuated butterfly valves

Our pneumatic actuated butterfly valves are designed for a compressed air supply of 6 bar min. & 7 bar max. - Air connection: 4x6 quick coupling - 316L body - IP67 - TS: -33°C/+200°C - ⚠ **ΔP max.: 10 bar.**



4DINVPLL - Stainless steel

double acting		
DN	Ø	code
25	28	FG4DINVPLL28DE
32	34	FG4DINVPLL34DE
40	40	FG4DINVPLL40DE
50	52	FG4DINVPLL52DE
65	70	FG4DINVPLL70DE
80	85	FG4DINVPLL85DE
100	104	FG4DINVPLL104DE



spring return		
DN	Ø	code
25	28	FG4DINVPLL28SE
32	34	FG4DINVPLL34SE
40	40	FG4DINVPLL40SE
50	52	FG4DINVPLL52SE
65	70	FG4DINVPLL70SE
80	85	FG4DINVPLL85SE
100	104	FG4DINVPLL104SE

also available
code ...VPLL... ...VPLM... ...VPMM...

PNEUMATIC

Dimensions acc. to EN 10357 (DIN 11850) - 316L body - Ra: 0,8 µm - PS: 10 bar.



Check valve



4DINCLR - Stainless steel

EPDM seat - TS: -30°C/+125°C

Ø	28	34	40	52	70	85
code	4DINCLR28	4DINCLR34	4DINCLR40	4DINCLR52	4DINCLR70	4DINCLR85

Sight glass



4DINIC - Stainless steel

Silicone seat - TS: -30°C/+200°C.

Ø	28	34	40	52	70	85
code	4DINIC28	4DINIC34	4DINIC40	4DINIC52	4DINIC70	4DINIC85

Butterfly valve

Dimensions acc. to clamp SMS - 316L body - Silicone seat - **Handle not included**, see page 284 - Ra: 0,8 µm - PS : 10 bar - TS: -60°C/+200°C - ⚠️ **Not suitable for steam.**



4CLAMPVP - Stainless steel CLAMP

Ø	25	38	51	63	76	104
code	4CLAMPVP25	4CLAMPVP38	4CLAMPVP51	4CLAMPVP63	4CLAMPVP76	4CLAMPVP104

Pneumatic actuated butterfly valves

Our pneumatic actuated butterfly valves are designed for a compressed air supply of 6 bar min. and 7 bar max. - Air connection: 4x6 quick coupling - 316L body - IP67 - TS: -33°C/+200°C - ⚠️ **ΔP max.: 10 bar.**

FG4CLAMP

double acting	
Ø	code
25	FG4CLAMPVP25DE
38	FG4CLAMPVP38DE
51	FG4CLAMPVP51DE
63	FG4CLAMPVP63DE
76	FG4CLAMPVP76DE
104	FG4CLAMPVP104DE



spring return	
Ø	code
25	FG4CLAMPVP25SE
38	FG4CLAMPVP38SE
51	FG4CLAMPVP51SE
63	FG4CLAMPVP63SE
76	FG4CLAMPVP76SE
104	FG4CLAMPVP104SE

Sight glass

Dimensions acc. to clamp SMS - 316L body - Silicone seat - Ra: 0,8 µm - PS: 10 bar - TS: -30°C/+200°C.



4CLAMPIC - Stainless steel CLAMP

Ø	25	38	51	63	76	104
code	4CLAMPIC25	4CLAMPIC38	4CLAMPIC51	4CLAMPIC63	4CLAMPIC76	4CLAMPIC104

Suitable for SMS, DIN & clamp butterfly valves.



PPVP - Plastic handle

Ø	25 to 76	85 to 104
code	PPVP	PPVPGD



PIVP - Stainless steel handle

Ø	25 to 76	85 to 104
code	PIVP	PIVPGD

Spare seats

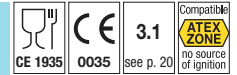


Ø	25	28	34	38	40	51	52	63	70	76	85	104
EPDM code	VPJE25	VPJE25	VPJE38	VPJE38	VPJE40	VPJE51	VPJE51	VPJE63	VPJE76	VPJE76	VPJE85	VPJE104
FKM code	VPJV25	VPJV25	VPJV38	VPJV38	VPJV40	VPJV51	VPJV51	VPJV63	VPJV76	VPJV76	VPJV85	VPJV104
silicone code	VPJ25	VPJ25	VPJ38	VPJ38	VPJ40	VPJ51	VPJ51	VPJ63	VPJ76	VPJ76	VPJ85	VPJ104



Ball valve

2014/68/EU Directive N°0035 - Risk category II / module H - RTFE seats - Full bore - Anti-blowout stem - Antistatic device - Locking device - PS: 63 bar - TS: -20°C/+200°C.



7143 - Stainless steel - Silicone free
 CF8M body & ball - Supplied inside sealed bag with caps.

Ø	1/4"	3/8"	1/2"	3/4"	1"	1"1/4"	1"1/2"	2"
PS (bar)	63	63	63	63	63	63	63	63
code	714302	714303	714304	714305	714306	714307	714308	714309

Butterfly valve

2014/68/EU Directive - Risk category III / Module H - Fugitive emissions
ISO 15848-1 class BH & TA LUFT VDI 2440 - SIL 2 (& SIL 3 capable) - CF8M body - CF8 polished disc - PTFE seat - ISO pad - Wafer type PN10/40 up to DN100, PN10/16 above & ANSI150 - PS: 30 bar up to DN100, 20 bar above - TS: -50°C/+220°C - **Supplied with gearbox above DN125.**



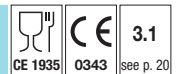
1119 - Stainless steel - Wafer - Double offset

Ø	50	65	80	100	125	150	200	250	300
PS	30	30	30	30	20	20	20	20	20
code	1119050	1119065	1119080	1119100	1119125	1119150	1119200	1119250	1119300

■ not on stock, on request. Approx. 2-3 weeks delivery time.

Globe valves

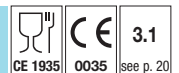
2014/68/EU Directive N°0343 - Risk category III / module H - CF8M body - CF8M globe - Metal seat - PS: 16 bar - TS: -20°C/+180°C - **⚠ Not suitable for steam.**



485 - Stainless steel - Threaded

Ø	1/2"	3/4"	1"	1"1/4"	1"1/2"	2"
code	485004	485005	485006	485007	485008	485009

2014/68/EU Directive N°0035 - Risk category III / module H - Flanged RF PN40/16 - EN 558 series 1 (DIN 3202 F1) - CF8M body - F316 stem & bellow - F316 globe + PTFE plug - Bolted bonnet - Screwed gland pack - PS: 40 bar up to DN50, 16 bar above - TS: -50°C/+200°C.



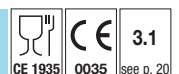
472T - Stainless steel - Flanged RF PN40

Non-rising stem & handwheel

DN	15	20	25	32	40	50	65	80	100
face to face	130	150	160	180	200	230	290	310	350
code	472T015	472T020	472T025	472T032	472T040	472T050	472T065	472T080	472T100

Check valves

2014/68/EU Directive N°0035 - Risk category III / module H - CF8M body & piston - PTFE seat - PS: 50 bar - TS: -20°C/+200°C.



325 - Stainless steel - Piston

Ø	1/4"	3/8"	1/2"	3/4"	1"	1"1/4"	1"1/2"	2"	2"1/2"	3"
face to face	57	57	61	70	86	100	111	138	170	195
code	325002	325003	325004	325005	325006	325007	325008	325009	325010	325011



2014/68/EU Directive N°0035 - Risk category III / module H - CF8M body - F316 disc - Metal-metal tightness - PTFE body seats - 3 piece body - All positions - PS: 63 bar - TS: -20°C/+200°C.

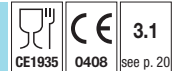


380 - Stainless steel - Spring **381 - Stainless steel - Spring** **381 ISO - Stainless steel - Spring**
384 - Stainless steel - Spring **382 - Stainless steel - Spring**




Ø	1/4"	3/8"	1/2"	3/4"	1"	1"1/4"	1"1/2"	2"	2"1/2"	3"	4"
380 code	380002	380003	380004	380005	380006	380007	380008	380009	380010	380011	380012
384 code	384002	384003	384004	384005	384006	384007	384008	384009	-	-	-
381 code	381008	381010	381015	381020	381025	381032	381040	381050	381065	381080	381100
382 code	382008	382010	382015	382020	382025	382032	382040	382050	382065	382080	382100
381 ISO code	381ISO008	381ISO010	381ISO015	381ISO020	381ISO025	381ISO032	381ISO040	381ISO050	381ISO065	381ISO080	381ISO100

2014/68/EU Directive N°0408 - Risk category II / modules A2+C2 - F316 body & disc - Metal-metal tightness - All positions - PS: 40 bar - TS: -30°C/+300°C.



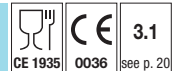
387 - Stainless steel - Wafer spring
Between flanges PN40



DN	15	20	25	32	40	50	65	80	100
face to face	16,5	20	22	28	32	40	46	50	60
code	387015	387020	387025	387032	387040	387050	387065	387080	387100

Y-strainers

2014/68/EU Directive N°0036 - Risk category II / module A2 - CF8M body - F304 screen - Mesh 1 mm - With draining cap - PS: 16 bar - TS: -20°C/+200°C.

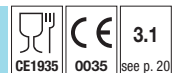


230 - Stainless steel - Threaded



Ø	1/4"	3/8"	1/2"	3/4"	1"	1"1/4"	1"1/2"	2"
code	230002	230003	230004	230005	230006	230007	230008	230009

2014/68/EU Directive N°0035 - Risk category III / module H - Flanged RF PN16 - EN 558 series 1 - CF8M body - F304 screen - PS: 16 bar - TS: -20°C/+200°C.



240 - Stainless steel - Flanged RF PN16



DN	15	20	25	32	40	50	65	80	100	125	150	200
mesh (mm)	0,8	0,8	0,8	0,8	0,8	0,8	1	1	3	3	3	3
face to face	130	150	160	180	200	230	290	310	350	400	480	600
code	240015	240020	240025	240032	240040	240050	240065	240080	240100	240125	240150	240200

Rubber expansion joints

2014/68/EU Directive N°0056 - Risk category III / module H - Flanged PN10/16 up to DN150, PN10 above - Swiveling flanges - Dichromate zinc plated steel flanges or F316 flanges - Integrated sealing surface with steel wire core - Synthetic fiber reinforcement - Standard length: 130 mm - Axial allowable movement: -30mm/+20mm - Lateral allowable movement: -/+20mm - Main applications: Food and beverage including fats and oils.



1565 - White NBR liner

ECO external cover - PS: 16 bar up to DN150; 10 bar above - TS: -25°C/+90°C.



DN	50	65	80	100	125	150	200	250	300
steel flanges code	1565051	1565066	1565081	1565101	1565126	1565151	1565201	1565251	1565301
F316 flanges code	1565050	1565065	1565080	1565100	1565125	1565150	1565200	1565250	1565300

1560T - EPDM liner - Teflon® inner lining

EPDM external cover - ⚠ Available movement reduced by 50% - PS: 6 bar.

■ not on stock, on request. Approx. 3 weeks delivery time.



DN	40	50	65	80	100	125	150	200
code	1560042	1560052	1560067	1560082	1560102SF	1560127	1560152	1560202

SMS union fittings



Dimensions acc. to SMS 1145 - 304 & 316L body - Ra: 0,8 µm - PS: 30 bar up to Ø38, 20 bar above - TS: see elastomers use conditions p. 276.

3.1
see p. 20

2SMS/4SMS - Welding unions

EPDM gasket - TS: -30°C/+125°C.



Ø	25	38	51	63	76	104
304 code	2SMS25	2SMS38	2SMS51	2SMS63	2SMS76	2SMS104
316L code	4SMS25	4SMS38	4SMS51	4SMS63	4SMS76	4SMS104

2SMSML/4SMSML - Welding male part



Ø	25	38	51	63	76	101,6	104
304 code	2SMSML25	2SMSML38	2SMSML51	2SMSML63	2SMSML76	2SMSML101	2SMSML104
316L code	4SMSML25	4SMSML38	4SMSML51	4SMSML63	4SMSML76	4SMSML101	4SMSML104

2SMSBL/4SMSBL - Welding liner



Ø	25	38	51	63	76	101,6	104
304 code	2SMSBL25	2SMSBL38	2SMSBL51	2SMSBL63	2SMSBL76	2SMSBL101	2SMSBL104
316L code	4SMSBL25	4SMSBL38	4SMSBL51	4SMSBL63	4SMSBL76	4SMSBL101	4SMSBL104

2SMSE - Nut



Ø	25	38	51	63	76	104
304 code	2SMSE25	2SMSE38	2SMSE51	2SMSE63	2SMSE76	2SMSE104

2SMSEB - Blank nut with chain



Ø	25	38	51	63	76	104
304 code	2SMSEB25	2SMSEB38	2SMSEB51	2SMSEB63	2SMSEB76	2SMSEB104

4SMSFE - Blank



Ø	25	38	51	63	76	104
316L code	4SMSFE25	4SMSFE38	4SMSFE51	4SMSFE63	4SMSFE76	4SMSFE104

4SMSH - Welding flat sight glass



Ø	25	38	51	63	76	104
316L code	4SMSH25	4SMSH38	4SMSH51	4SMSH63	4SMSH76	4SMSH104

SMSJ - Spare gaskets



Ø	25	38	51	63	76	104
EPDM code	SMSJ25	SMSJ38	SMSJ51	SMSJ63	SMSJ76	SMSJ104
silicone code	SMSJS25	SMSJS38	SMSJS51	SMSJS63	SMSJS76	SMSJS104
FKM code	SMSJV25	SMSJV38	SMSJV51	SMSJV63	SMSJV76	SMSJV104
PTFE code	SMSJT25	SMSJT38	SMSJT51	SMSJT63	SMSJT76	SMSJT104



SMSCLE - SMS/DIN wrench for nut



Ø	25 to 104
code	SMSCLE

SMS welding fittings BW SMS BW

Dimensions acc. to SMS 3008 - 304 & 316L body - Ra: 0,8 µm.

3.1
see p. 20



4SMSAL - Welding fluted adapter

Ø	25	38	51	63	76	104
316L code	4SMSAL25	4SMSAL38	4SMSAL51	4SMSAL63	4SMSAL76	4SMSAL104



2SMSC15/4SMSC15 - 90° welding bend

Ø	25	38	51	63	76	101,6	104
304 code	2SMSC1525	2SMSC1538	2SMSC1551	2SMSC1563	2SMSC1576	2SMSC15101	2SMSC15104
316L code	4SMSC1525	4SMSC1538	4SMSC1551	4SMSC1563	4SMSC1576	4SMSC15101	4SMSC15104



2SMSC3/4SMSC3 - 90° welding bend 3D straight ends

Ø	25	38	51	63	76	104
304 code	2SMSC325	2SMSC338	2SMSC351	2SMSC363	2SMSC376	2SMSC3104
316L code	4SMSC325	4SMSC338	4SMSC351	4SMSC363	4SMSC376	4SMSC3104



2SMSC1/4SMSC1 - 90° welding bend 1D straight ends

Ø	25	38	51	63	76	104
304 code	2SMSC125	2SMSC138	2SMSC151	2SMSC163	2SMSC176	2SMSC1104
316L code	4SMSC125	4SMSC138	4SMSC151	4SMSC163	4SMSC176	4SMSC1104



2SMSC45/4SMSC45 - 45° welding bend straight ends

Ø	25	38	51	63	76	104
304 code	2SMSC4525	2SMSC4538	2SMSC4551	2SMSC4563	2SMSC4576	2SMSC45104
316L code	4SMSC4525	4SMSC4538	4SMSC4551	4SMSC4563	4SMSC4576	4SMSC45104



4SMSC18 - 180° welding bend straight ends

Ø	25	38	51	63	76	104
316L code	4SMSC1825	4SMSC1838	4SMSC1851	4SMSC1863	4SMSC1876	4SMSC18104



2SMSR/4SMSR - Welding concentric reducer

Ø	38/25	51/25	51/38	63/25	63/38	63/51	76/25	76/38
304 code	2SMSR3825	2SMSR5125	2SMSR5138	2SMSR6325	2SMSR6338	2SMSR6351	2SMSR7625	2SMSR7638
316L code	4SMSR3825	4SMSR5125	4SMSR5138	4SMSR6325	4SMSR6338	4SMSR6351	4SMSR7625	4SMSR7638
Ø	76/51	76/63	101/51	101/63	101/76	104/51	104/63	104/76
304 code	2SMSR7651	2SMSR7663	2SMSR10151	2SMSR10163	2SMSR10176	2SMSR10451	2SMSR10463	2SMSR10476
316L code	4SMSR7651	4SMSR7663	4SMSR10151	4SMSR10163	4SMSR10176	4SMSR10451	4SMSR10463	4SMSR10476



4SMSRPD - Welding concentric reducer straight ends

Ø	38/25	51/25	51/38	63/38	63/51	76/38	76/51	76/63
316L code	4SMSRPD3825	4SMSRPD5125	4SMSRPD5138	4SMSRPD6338	4SMSRPD6351	4SMSRPD7638	4SMSRPD7651	4SMSRPD7663
Ø	104/51	104/63	104/76					
316L code	4SMSRPD10451	4SMSRPD10463	4SMSRPD10476					

4SMSEXCPD - Welding eccentric reducer straight ends



Ø	38/25	51/25	51/38	63/38	63/51	76/38	76/51	76/63
316L code	4SMSEXCPD3825 4SMSEXCPD5125 4SMSEXCPD5138 4SMSEXCPD6338 4SMSEXCPD6351 4SMSEXCPD7638 4SMSEXCPD7651 4SMSEXCPD7663							
Ø	104/51	104/63	104/76					
316L code	4SMSEXCPD10451 4SMSEXCPD10463 4SMSEXCPD10476							

2SMST/4SMST - Welding tee without sleeve



Ø	25	38	51	63	76	101	104
304 code	2SMST25	2SMST38	2SMST51	2SMST63	2SMST76	2SMST101	2SMST104
316L code	4SMST25	4SMST38	4SMST51	4SMST63	4SMST76	4SMST101	4SMST104

2SMSTM/4SMSTM - Welding tee straight ends



Ø	25	38	51	63	76	104
304 code	2SMSTM25	2SMSTM38	2SMSTM51	2SMSTM63	2SMSTM76	2SMSTM104
316L code	4SMSTM25	4SMSTM38	4SMSTM51	4SMSTM63	4SMSTM76	4SMSTM104

4SMSTR - Welding reducing tee without sleeve



Ø	38-25	51-25	51-38	63,5-25	63,5-38	63,5-51	76-25	76-38
316L code	4SMSTR3825	4SMSTR5125	4SMSTR5138	4SMSTR6325	4SMSTR6338	4SMSTR6351	4SMSTR7625	4SMSTR7638
Ø	76-51	76-63	104-51	104-63	104-76			
316L code	4SMSTR7651	4SMSTR7663	4SMSTR10451	4SMSTR10463	4SMSTR10476			

4SMSY - Welding Y



Ø	25	38	51	63	76	104
316L code	4SMSY25	4SMSY38	4SMSY51	4SMSY63	4SMSY76	4SMSY104

SMS pipe accessories

CHAT - Hexagonal articulated welding pipe holder with rod



Ø	25	38	51	63	76	104
code	CHAT25	CHAT38	CHAT51	CHAT63	CHAT76	CHAT104

CHST - Hexagonal articulated welding pipe holder



Ø	25	38	51	63	76	104
code	CHST25	CHST38	CHST51	CHST63	CHST76	CHST104

CH - Hexagonal welding pipe holder



Ø	25	38	51	63	76	104
code	CH25	CH38	CH51	CH63	CH76	CH104



4DINFE - Blank

DN	25	32	40	50	65	80	100
Ø	28	34	40	52	70	85	104
316L code	4DINFE25	4DINFE32	4DINFE40	4DINFE50	4DINFE65	4DINFE80	4DINFE100



2DINEB - Blank nut with chain

DN	10	15	20	25	32	40	50	65	80	100
Ø	12	18	22	28	34	40	52	70	85	104
304 code	2DINEB10	2DINEB15	2DINEB20	2DINEB25	2DINEB32	2DINEB40	2DINEB50	2DINEB65	2DINEB80	2DINEB100



DINJ - Spare gaskets



DN	10	15	20	25	32	40	50	65	80	100	125	150
Ø	12	18	22	28	34	40	52	70	85	104	129	154
EPDM code	DINJE10	DINJE15	DINJE20	DINJE25	DINJE32	DINJE40	DINJE50	DINJE65	DINJE80	DINJE100	-	-
perbunan code	DINJ10	DINJ15	DINJ20	DINJ25	DINJ32	DINJ40	DINJ50	DINJ65	DINJ80	DINJ100	DINJ125	DINJ150
FKM code	DINJV10	DINJV15	DINJV20	DINJV25	DINJV32	DINJV40	DINJV50	DINJV65	DINJV80	DINJV100	-	-
silicone code	DINJS10	DINJS15	DINJS20	DINJS25	DINJS32	DINJS40	DINJS50	DINJS65	DINJS80	DINJS100	-	-

DIN welding fittings BW DIN BW

Dimensions acc. to EN 10357 (DIN 11850) - 304L & 316L body - Ra: 0,8 µm.

3.1
see p. 20



2DINC15/4DINC15 - 90° welding bend 1,5D

		DIN series 1									
DN	15	20	25	32	40	50	65	80	100		
Ø	18	22	28	34	40	52	70	85	104		
304L code	2DINC1518	2DINC1522	2DINC1528	2DINC1534	2DINC1540	2DINC1552	2DINC1570	2DINC1585	2DINC15104		
316L code	4DINC1518	4DINC1522	4DINC1528	4DINC1534	4DINC1540	4DINC1552	4DINC1570	4DINC1585	-		

		DIN series 2					
DN	15	20	25	32	40	50	
Ø	19	23	29	35	41	53	
304L code	2DINC1519	2DINC1523	2DINC1529	2DINC1535	2DINC1541	2DINC1553	
316L code	4DINC1519	4DINC1523	4DINC1529	4DINC1535	4DINC1541	4DINC1553	

		Mirror polished DIN series 1									
DN	15	20	25	32	40	50	65	80	100		
Ø	18	22	28	34	40	52	70	85	104		
304L code	2DINC1518MI	2DINC1522MI	2DINC1528MI	2DINC1534MI	2DINC1540MI	2DINC1552MI	2DINC1570MI	2DINC1585MI	2DINC15104MI		
316L code	4DINC1518MI	4DINC1522MI	4DINC1528MI	4DINC1534MI	4DINC1540MI	4DINC1552MI	4DINC1570MI	4DINC1585MI	4DINC15104MI		



2DINCPD/4DINCPD - 90° welding bend 1,5D straight ends

DN	15	20	25	32	40	50	65	80	100
Ø	18	22	28	34	40	52	70	85	104
304L code	2DINCPD18MI	2DINCPD22MI	2DINCPD28MI	2DINCPD34MI	2DINCPD40MI	2DINCPD52MI	2DINCPD70MI	2DINCPD85MI	2DINCPD104MI
316L code	4DINCPD18MI	4DINCPD22MI	4DINCPD28MI	4DINCPD34MI	4DINCPD40MI	4DINCPD52MI	4DINCPD70MI	4DINCPD85MI	4DINCPD104MI



2DINC45/4DINC45 - 45° welding bend

DIN series 1						
DN	25	32	40	50	65	80
Ø	28	34	40	52	70	85
304L code	2DINC4528	2DINC4534	2DINC4540	2DINC4552	2DINC4570	2DINC4585
316L code	4DINC4528	4DINC4534	4DINC4540	4DINC4552	4DINC4570	4DINC4585

DIN series 2						
DN	15	20	25	32	40	50
Ø	19	23	29	35	41	53
304L code	2DINC4519	2DINC4523	2DINC4529	2DINC4535	2DINC4541	2DINC4553
316L code	4DINC4519	4DINC4523	4DINC4529	4DINC4535	4DINC4541	4DINC4553

Mirror polished DIN series 1						
DN	25	32	40	50	65	80
Ø	28	34	40	52	70	85
304L code	2DINC4528MI	2DINC4534MI	2DINC4540MI	2DINC4552MI	2DINC4570MI	2DINC4585MI
316L code	4DINC4528MI	4DINC4534MI	4DINC4540MI	4DINC4552MI	4DINC4570MI	4DINC4585MI

2DINC18 - 180° DIN welding bend straight ends



Mirror polished DIN series 1						
DN	25	32	40	50	65	80
Ø	28	34	40	52	70	85
304L code	2DINC1828MI	2DINC1834MI	2DINC1840MI	2DINC1852MI	2DINC1870MI	2DINC1885MI

2DINTM/4DINTM - Welding tee straight ends



DIN series 1									
DN	15	20	25	32	40	50	65	80	100
Ø	18	22	28	34	40	52	70	85	104
304L code	2DINTM18	2DINTM22	2DINTM28	2DINTM34	2DINTM40	2DINTM52	2DINTM70	2DINTM85	2DINTM104
316L code	4DINTM18	4DINTM22	4DINTM28	4DINTM34	4DINTM40	4DINTM52	4DINTM70	4DINTM85	-

DIN series 2						
DN	15	20	25	32	40	50
Ø	19	23	29	35	41	53
304L code	2DINTM19	2DINTM23	2DINTM29	2DINTM35	2DINTM41	2DINTM53
316L code	4DINTM19	4DINTM23	4DINTM29	4DINTM35	4DINTM41	4DINTM53

Mirror polished DIN series 1								
DN	20	25	32	40	50	65	80	100
Ø	22	28	34	40	52	70	85	104
304L code	2DINTM22MI	2DINTM28MI	2DINTM34MI	2DINTM40MI	2DINTM52MI	2DINTM70MI	2DINTM85MI	2DINTM104MI
316L code	4DINTM22MI	4DINTM28MI	4DINTM34MI	4DINTM40MI	4DINTM52MI	4DINTM70MI	4DINTM85MI	4DINTM104MI

2DINTR/4DINTR - Reducing welding tee straight ends



DIN series 2									
DN	20	25	25	32	32	32	40	40	40
Ø	23-19	29-23	29-19	35-29	35-23	35-19	41-35	41-29	41-23
304L code	2DINTR2319	2DINTR2923	2DINTR2919	2DINTR3529	2DINTR3523	2DINTR3519	2DINTR4135	2DINTR4129	2DINTR4123
316L code	4DINTR2319	4DINTR2923	4DINTR2919	4DINTR3529	4DINTR3523	4DINTR3519	4DINTR4135	4DINTR4129	4DINTR4123
DN	50	50	50	70	70	70	80	80	100
Ø	53-41	53-35	53-29	70-53	70-41	70-35	85-53	85-41	104-53
304L code	2DINTR5341	2DINTR5335	2DINTR5329	2DINTR7053	2DINTR7041	2DINTR7035	2DINTR8553	2DINTR8541	2DINTR10453
316L code	4DINTR5341	4DINTR5335	4DINTR5329	4DINTR7053	4DINTR7041	4DINTR7035	4DINTR8553	4DINTR8541	4DINTR10453



2DINEXC/4DINEXC - Welding eccentric reducer

		DIN series 1									
Ø		34/28	40/28	40/34	52/28	52/34	52/40	70/34	70/40	70/52	
304L code		2DINEXC3428	2DINEXC4028	2DINEXC4034	2DINEXC5228	2DINEXC5234	2DINEXC5240	2DINEXC7034	2DINEXC7040	2DINEXC7052	
Ø		85/40	85/52								
304L code		2DINEXC8540	2DINEXC8552								



2DINR/4DINR - Welding concentric reducer

		DIN series 1								
Ø		22/18	28/18	28/22	34/28	40/28	40/34	52/28	52/34	52/40
304L code		2DINR2218	2DINR2818	2DINR2822	2DINR3428	2DINR4028	2DINR4034	2DINR5228	2DINR5234	2DINR5240
316L code		4DINR2218	4DINR2818	4DINR2822	4DINR3428	4DINR4028	4DINR4034	4DINR5228	4DINR5234	4DINR5240
Ø		70/34	70/40	70/52	85/40	85/52	85/70	104/52	104/70	104/85
304L code		2DINR7034	2DINR7040	2DINR7052	2DINR8540	2DINR8552	2DINR8570	2DINR10452	2DINR10470	2DINR10485
316L code		4DINR7034	4DINR7040	4DINR7052	4DINR8540	4DINR8552	4DINR8570	4DINR10452	4DINR10470	4DINR10485

		DIN series 2								
Ø		23/19	29/19	29/23	35/19	35/23	35/29	41/23	41/29	41/35
304L code		2DINR2319	2DINR2919	2DINR2923	2DINR3519	2DINR3523	2DINR3529	2DINR4123	2DINR4129	2DINR4135
316L code		4DINR2319	4DINR2919	4DINR2923	4DINR3519	4DINR3523	4DINR3529	4DINR4123	4DINR4129	4DINR4135
Ø		53/29	53/35	53/41	70/35	70/41	70/53	85/41	85/53	104/53
304L code		2DINR5329	2DINR5335	2DINR5341	2DINR7035	2DINR7041	2DINR7053	2DINR8541	2DINR8553	2DINR10453
316L code		4DINR5329	4DINR5335	4DINR5341	4DINR7035	4DINR7041	4DINR7053	4DINR8541	4DINR8553	4DINR10453

		Mirror polished DIN series 1									
Ø		22/18	28/18	28/22	34/22	34/28	40/28	40/34	52/28	52/34	52/40
304L code		2DINR2218MI	2DINR2818MI	2DINR2822MI	2DINR3422MI	2DINR3428MI	2DINR4028MI	2DINR4034MI	2DINR5228MI	2DINR5234MI	2DINR5240MI
316L code		4DINR2218MI	4DINR2818MI	4DINR2822MI	4DINR3422MI	4DINR3428MI	4DINR4028MI	4DINR4034MI	4DINR5228MI	4DINR5234MI	4DINR5240MI
Ø		70/34	70/40	70/52	85/40	85/52	85/70	104/52	104/70	104/85	
304L code		2DINR7034MI	2DINR7040MI	2DINR7052MI	2DINR8540MI	2DINR8552MI	2DINR8570MI	2DINR10452MI	2DINR10470MI	2DINR10485MI	
316L code		4DINR7034MI	4DINR7040MI	4DINR7052MI	4DINR8540MI	4DINR8552MI	4DINR8570MI	4DINR10452MI	4DINR10470MI	4DINR10485MI	

2DINRPD/4DINRPD – Welding concentric reducer straight ends



		Mirror polished DIN series 1									
Ø		28/18	28/22	34/28	34/22	40/22	40/28	40/34	52/28	52/34	52/40
304L code		2DINRPD2818MI	2DINRPD2822MI	2DINRPD3428MI	2DINRPD3422MI	2DINRPD4022MI	2DINRPD4028MI	2DINRPD4034MI	2DINRPD5228MI	2DINRPD5234MI	2DINRPD5240MI
316L code		4DINRPD2818MI	4DINRPD2822MI	4DINRPD3428MI	4DINRPD3422MI	4DINRPD4022MI	4DINRPD4028MI	4DINRPD4034MI	4DINRPD5228MI	4DINRPD5234MI	4DINRPD5240MI
Ø		70/34	70/40	70/52	85/40	85/52	85/70	104/52	104/70	104/85	
304L code		2DINRPD7034MI	2DINRPD7040MI	2DINRPD7052MI	2DINRPD8540MI	2DINRPD8552MI	2DINRPD8570MI	2DINRPD10452MI	2DINRPD10470MI	2DINRPD10485MI	
316L code		4DINRPD7034MI	4DINRPD7040MI	4DINRPD7052MI	4DINRPD8540MI	4DINRPD8552MI	4DINRPD8570MI	4DINRPD10452MI	4DINRPD10470MI	4DINRPD10485MI	

DIN pipe accessories



CHAT - Hexagonal articulated welding pipe holder with rod

Ø	28	34	40	52	70	85	104
code	CHAT28	CHAT34	CHAT40	CHAT52	CHAT70	CHAT85	CHAT104



CHST - Hexagonal articulated welding pipe holder

Ø	28	34	40	52	70	85	104
code	CHST28	CHST34	CHST40	CHST52	CHST70	CHST85	CHST104



CRAT - Round welding pipe holder with rod

Ø	18	22	28	34	40	52	70
code	CRAT18	CRAT22	CRAT28	CRAT34	CRAT40	CRAT52	CRAT70
Ø	85	104	129	154	204		
code	CRAT85	CRAT104	CRAT129	CRAT154	CRAT204		



CRST - Round welding pipe holder

Ø	18	22	28	34	40	52	70
code	CRST18	CRST22	CRST28	CRST34	CRST40	CRST52	CRST70
Ø	85	104	129	154	204		
code	CRST85	CRST104	CRST129	CRST154	CRST204		

Clamp standard fittings

Dimensions acc. to clamp ISO 1127, DIN 32676 & SMS 3008 standards acc. to diameter - 316L body (except fig. 2CCR: 304 body) - PS: see table below - TS: see elastomers use conditions p. 276.

3.1
see p. 20

Ø	10	12	13,5	14	16	17,2	18	21,3	22	25	26,9
standard	-	-	ISO	-	-	ISO	DIN	ISO	DIN	SMS	ISO
PS (bar)	18	18	18	18	18	18	18	18	18	18	18
Ø	28	33,7	38	42,4	48,3	51	60,3	63,5	76	85	88,9
standard	DIN	ISO	SMS	ISO	ISO	SMS	ISO	SMS	SMS	DIN	ISO
PS (bar)	18	18	18	18	17	17	13	13	9	8	8
Ø	104	114,3	129	139,7	154	168,3	204	219,1	273		
standard	DIN	ISO	DIN	ISO	DIN	ISO	DIN	ISO	ISO		
PS (bar)	8	8	5	5	5	5	3	3	3		

Clamp unions



4CLAMP - Micro clamp union

EPDM gasket - Total length: 42 mm - TS: -30°C/+125°C.

Ø	10	12	13,5	16	17,2
316L code	4CLAMP10M	4CLAMP12M	4CLAMP13M	4CLAMP16M	4CLAMP17M



4CLAMP - Mini clamp union

EPDM gasket - Total length: 32 mm up to Ø18, 59 mm above - TS: -30°C/+125°C.

Ø	12	13,5	14	16	17,2	18	21	22
316L code	4CLAMP12	4CLAMP13	4CLAMP14	4CLAMP16	4CLAMP17	4CLAMP18	4CLAMP21	4CLAMP22



4CLAMP - Clamp union

EPDM gasket - TS: -30°C/+125°C.

Ø	25	26,9	28	33,7	38	42,4	48,3	51	60,3	63,5	76
316L code	4CLAMP25	4CLAMP26	4CLAMP28	4CLAMP33	4CLAMP38	4CLAMP42	4CLAMP48	4CLAMP51	4CLAMP60	4CLAMP63	4CLAMP76
Ø	85	88,9	104	114,3	129	139,7	154	168,3	204	219,1	273
316L code	4CLAMP85	4CLAMP88	4CLAMP104	4CLAMP114	4CLAMP129	4CLAMP139	4CLAMP154	4CLAMP168	4CLAMP204	4CLAMP219	4CLAMP273



2CCR - Heavy duty clamp

Ø	10-17	12-22	25-42,4	48,3-51	60,3-63,5	76	85-88,9	104	114,3
A	25*	34**	50,5	64	77,5	91	106	119	132
304 code	2CCR25	2CCR34	2CCR50	2CCR64	2CCR77	2CCR91	2CCR106	2CCR119	2CCR132
Ø	129-139,7	154-168,3	204-219,1						
A	155	183	233,5						
304 code	2CCR155	2CCR183	2CCR233						

**Micro heavy duty clamp. **Mini heavy duty clamp.*



4CCT - Micro clamp ferrule

Ø	10	12	13,5	16	17,2
A	25	25	25	25	25
316L code	4CCT10M	4CCT12M	4CCT13M	4CCT16M	4CCT17M



4CCT - Mini clamp ferrule

Ø	12	13,5	14	16	17,2	18	21	22
A	34	34	34	34	34	34	34	34
316L code	4CCT12	4CCT13	4CCT14	4CCT16	4CCT17	4CCT18	4CCT21	4CCT22



4CCT - Clamp ferrule

Ø	25	26,9	28	33,7	38	42,4	48,3	51	60,3
A	50,5	50,5	50,5	50,5	50,5	50,5	64	64	77,5
316L code	4CCT25	4CCT26	4CCT28	4CCT33	4CCT38	4CCT42	4CCT48	4CCT51	4CCT60
Ø	63,5	76	85	88,9	101,6	104	114,3	129	139,7
A	77,5	91	106	106	119	119	132	155	155
316L code	4CCT63	4CCT76	4CCT85	4CCT88	4CCT101	4CCT104	4CCT114	4CCT129	4CCT139
Ø	154	168,3	204	219,1	273				
A	183	183	233,5	233,5	319				
316L code	4CCT154	4CCT168	4CCT204	4CCT219	4CCT273				



4CCTM - Clamp ferrule male

D1	50,5	50,5	50,5	50,5	64	64	64
D2	15	20	26	33	26	33	38
F	1/2"	3/4"	1"	1 1/4"	1"	1 1/4"	1 1/2"
316L code	4CCTM5015	4CCTM5020	4CCTM5025	4CCTM5032	4CCTM6425	4CCTM6432	4CCTM6440



4CCTC - Fluted clamp ferrule

Ø	21,3	25	26,9	33,7	38	42,4
A	34	50,5	50,5	50,5	50,5	50,5
316L code	4CCTC21	4CCTC25	4CCTC26	4CCTC33	4CCTC38	4CCTC42
Ø	48,3	51	60,3	63,5	76	
A	64	64	77,5	77,5	91	
316L code	4CCTC48	4CCTC51	4CCTC60	4CCTC63	4CCTC76	

Clamp fittings CLAMP



4CLAMPC45 - 45° clamp bend

Ø	12	19	25	38	51	63	76	104
K	25	25	50,5	50,5	64	77,5	91	119
316L code	4CLAMPC4512	4CLAMPC4519	4CLAMPC4525	4CLAMPC4538	4CLAMPC4551	4CLAMPC4563	4CLAMPC4576	4CLAMPC45104



4CLAMPC - 90° clamp bend

Ø	12	19	25	38	51	63	76	104
K	25	25	50,5	50,5	64	77,5	91	119
316L code	4CLAMPC12	4CLAMPC19	4CLAMPC25	4CLAMPC38	4CLAMPC51	4CLAMPC63	4CLAMPC76	4CLAMPC104



4CLAMPC18 - 180° clamp bend

Ø	25	38	51	63	76	104
K	50,5	50,5	64	77,5	91	119
316L code	4CLAMPC1825	4CLAMPC1838	4CLAMPC1851	4CLAMPC1863	4CLAMPC1876	4CLAMPC18104



4CLAMPT - Equal clamp tee

Ø	12	19	25	38	51	63	76	104
K	25	25	50,5	50,5	64	77,5	91	119
316L code	4CLAMPT12	4CLAMPT19	4CLAMPT25	4CLAMPT38	4CLAMPT51	4CLAMPT63	4CLAMPT76	4CLAMPT104



4CLAMPR - Clamp concentric reducer

Ø	18/12	25/19	38/25	51/38	63/51	76/51	76/63	104/76
K	25	50,5	50,5	64	77,5	91	91	119
K1	25	25	50,5	50,5	64	64	77,5	91
316L code	4CLAMPR1912	4CLAMPR2519	4CLAMPR3825	4CLAMPR5138	4CLAMPR6351	4CLAMPR7651	4CLAMPR7663	4CLAMPR10476



4CB - Clamp cap

Ø	10-17	12-22	25-42,4	48,3-51	60,3-63,5	76	85-88,9	104
A	25*	34**	50,5	64	77,5	91	106	119
316L code	4CB25	4CB34	4CB50	4CB64	4CB77	4CB91	4CB106	4CB119
Ø	114,3	129-139,7	154-168,3	204-219,1				
A	132	155	183	233,5				
316L code	4CB132	4CB155	4CB183	4CB233				

*Micro clamp cap. **Mini clamp cap.

■ Spare clamp gaskets



CJ - Spare clamp gaskets



Micro clamp					
Ø	10	12	13,5	16	17,2
EPDM code	CJ10M	CJ12M	CJ13M	CJ16M	CJ17M
FKM code	CJV10M	CJV12M	CJV13M	CJV16M	CJV17M
PTFE code	CJT10M	CJT12M	CJT13M	CJT16M	CJT17M
silicone code	CJS10M	CJS12M	CJS13M	CJS16M	CJS17M

Mini clamp								
Ø	12	13,5	14	16	17,2	18	21,3	22
EPDM code	CJ12	CJ13	CJ14	CJ16	CJ17	CJ18	CJ21	CJ22
FKM code	CJV12	CJV13	CJV14	CJV16	CJV17	CJV18	CJV21	CJV22
PTFE code	CJT12	CJT13	CJT14	CJT16	CJT17	CJT18	CJT21	CJT22
silicone code	CJS12	CJS13	CJS14	CJS16	CJS17	CJS18	CJS21	CJS22

Clamp											
Ø	25	26,9	28	33,7	38	42,4	48,3	51	60,3	63,5	76
EPDM code	CJ25	CJ26	CJ28	CJ33	CJ38	CJ42	CJ48	CJ51	CJ60	CJ63	CJ76
FKM code	CJV25	CJV26	CJV28	CJV33	CJV38	CJV42	CJV48	CJV51	CJV60	CJV63	CJV76
PTFE code	CJT25	CJT26	CJT28	CJT33	CJT38	CJT42	CJT48	CJT51	CJT60	CJT63	CJT76
PTFE/EPDM* code	CJTE25	CJTE26	CJTE28	CJTE33	CJTE38	CJTE42	CJTE48	CJTE51	CJTE60	CJTE63	CJTE76
silicone code	CJS25	CJS26	CJS28	CJS33	CJS38	CJS42	CJS48	CJS51	CJS60	CJS63	CJS76
Ø	85	88,9	104	114,3	129	139	154	168,3	204	219,1	
EPDM code	CJ85	CJ88	CJ104	CJ114	CJ129	CJ139	CJ154	CJ168	CJ204	CJ219	
FKM code	CJV85	CJV88	CJV104	CJV114	CJV129	CJV139	CJV154	CJV168	CJV204	CJV219	
PTFE code	CJT85	CJT88	CJT104	CJT114	CJT129	CJT139	CJT154	CJT168	CJT204	CJT219	
PTFE/EPDM* code	CJTE85	CJTE88	CJS104	-	-	-	CJTE154	CJTE168	CJTE204	CJTE219	
silicone code	CJS85	CJS88	CJS104	CJS114	CJS129	CJS139	CJS154	CJS168	CJS204	CJS219	

*EPDM gasket with PTFE jacket.